

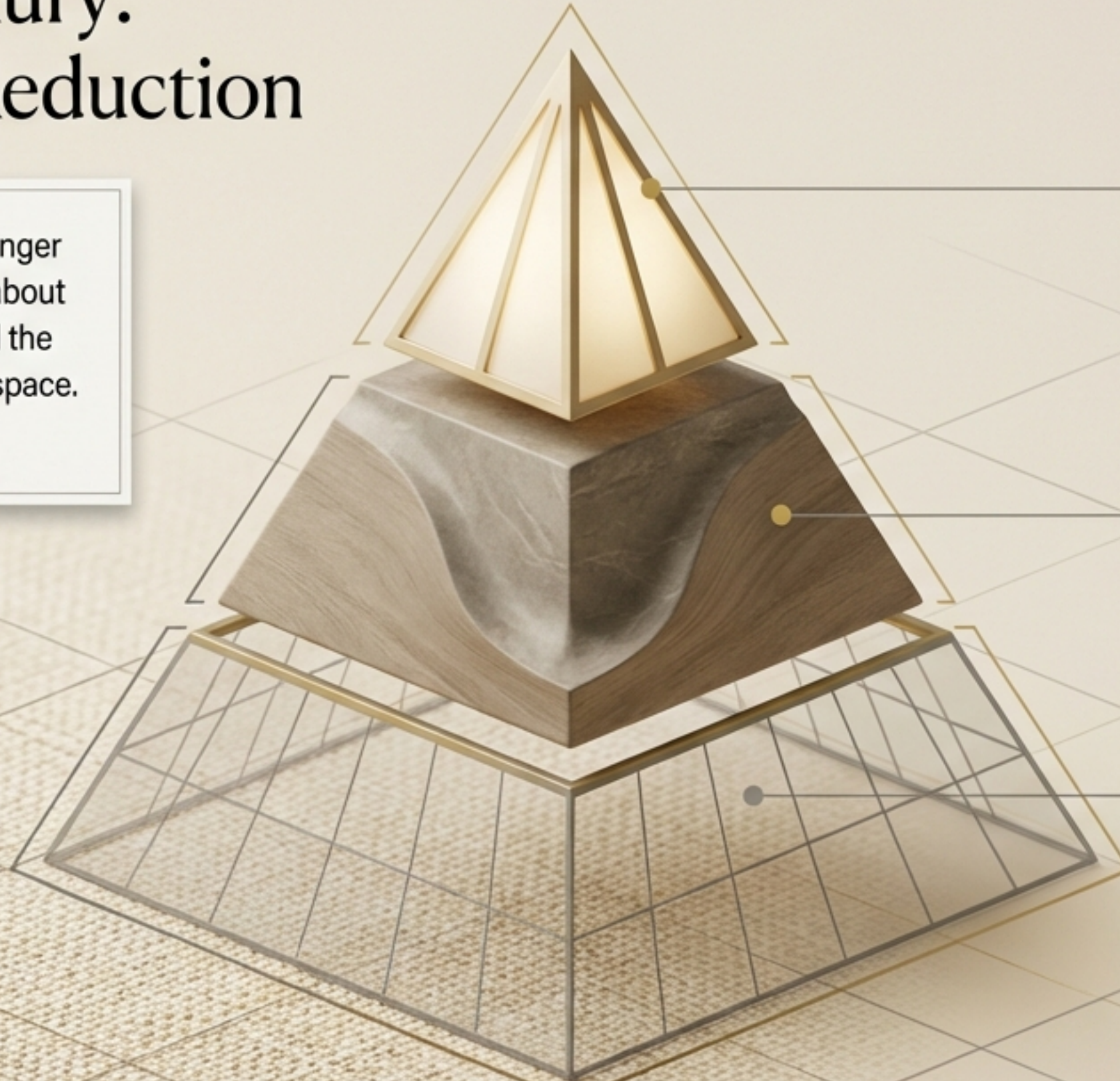
# The Blueprint for Bangalore Luxury

AI-Driven Precision Meets  
Artisanal Tactility.

DwellMint Studio Authority | An Architectural  
Dossier for the Discerning Homeowner.  
April 2026.

# Redefining Luxury: The Power of Reduction

True sophistication in 2026 is no longer about the visibility of a brand. It is about the authenticity of the material and the deeply personal resonance of the space. Every object must earn its place.



## Singular Artisanal Heirloom Pieces

*Retained. Custom-designed objects that become psychological infrastructure.*

## Trend-Based Decor

*Curated strictly for functional, short-term utility.*

## Mass-Produced Filler

*Eliminated to reduce decision fatigue and visual noise.*



### The Invisibly Integrated Refrigerator

Fitted with the same shutter material as cabinetry. Features specialized toe-kick ventilation grilles to keep the compressor cool.

### The Built-In Coffee & Wine Station

A 600mm width dedicated zone featuring a dual-zone wine chiller and built-in espresso machine.

### Ventilation Logic

Filterless, auto-clean chimney (minimum 1200 m<sup>3</sup>/h suction) or a downdraft vent that retracts into the countertop.

# Frictionless Culinary Flow Diagram



**The Landing Space Rule**  
Always ensure 15-18 inches of clear countertop space on both sides of the hob. Critical for safety and ergonomic ease when moving heavy pots.

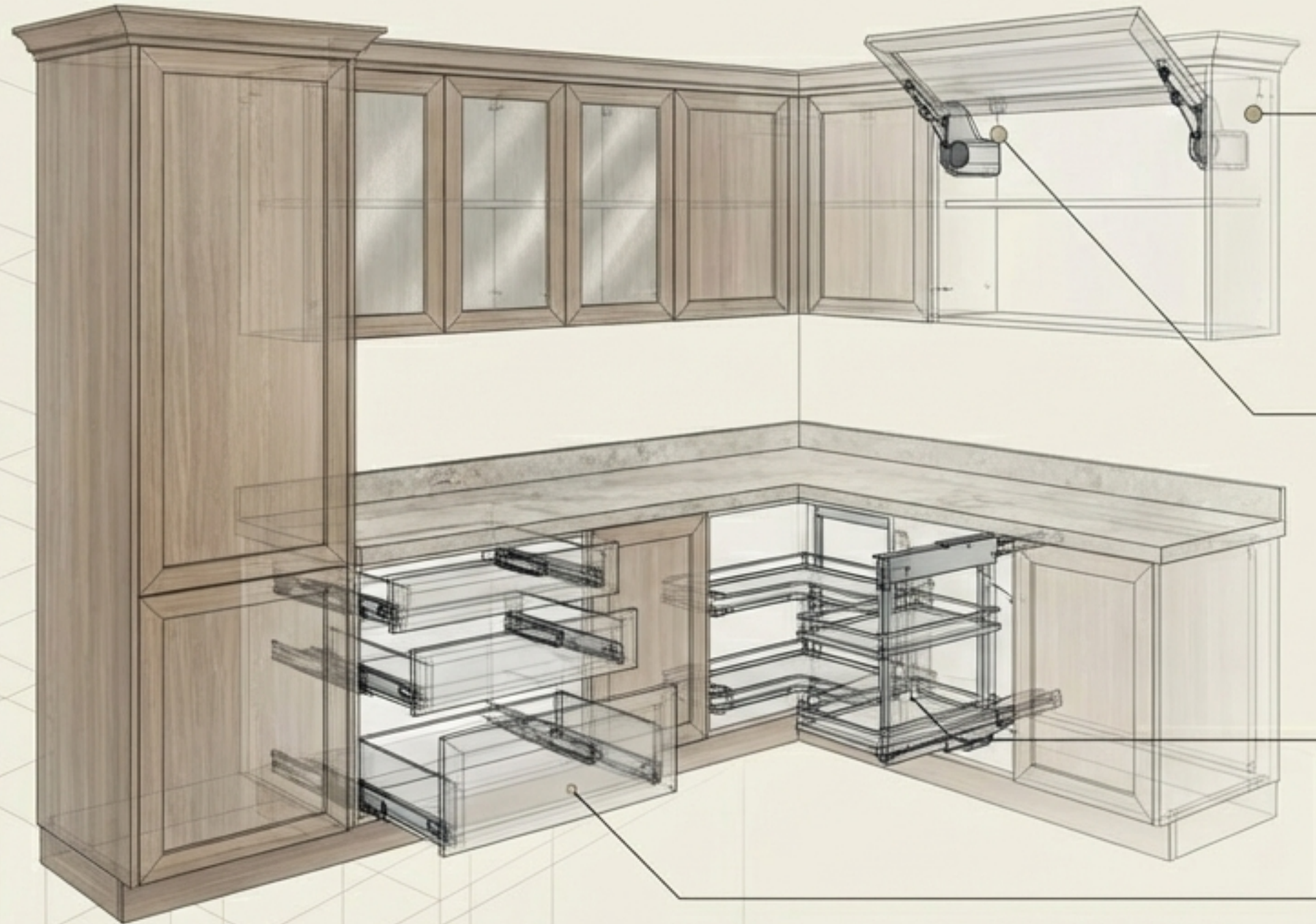
# Material Science: Engineering the Core

	BWP Plywood (710-Grade)	HDF-HMR (High Moisture Resistance)
1	<b>Zone Classification:</b> The Wet Zone (Sink areas, high steam).	<b>Zone Classification:</b> The Dry Zone.
2	<b>Core Attribute:</b> The gold standard for boiling water proofing. Essential for the 20-year longevity of the core structure.	<b>Core Attribute:</b> Superior screw-holding capacity compared to standard MDF; provides a flawlessly smooth finish for painting.

# The Kitchen Finishes Durability Spectrum

	Ceramic & Glass	Timeless	High	Ultimate durability	Scratch/heat-proof sophistication
	Matte Acrylic	Velvety	Maximum	High-traffic families	Anti-smudge, low-reflection
	Natural Stone Veneers	Organic, raw	Medium	Design-forward statement	Brutalist, ultra-thin reality
	Luxury PU Lacquer	Flawless	Low-Medium	Custom color palettes	Seamless edges, infinite sheen control

# The 'Zero-Noise' Hardware X-Ray

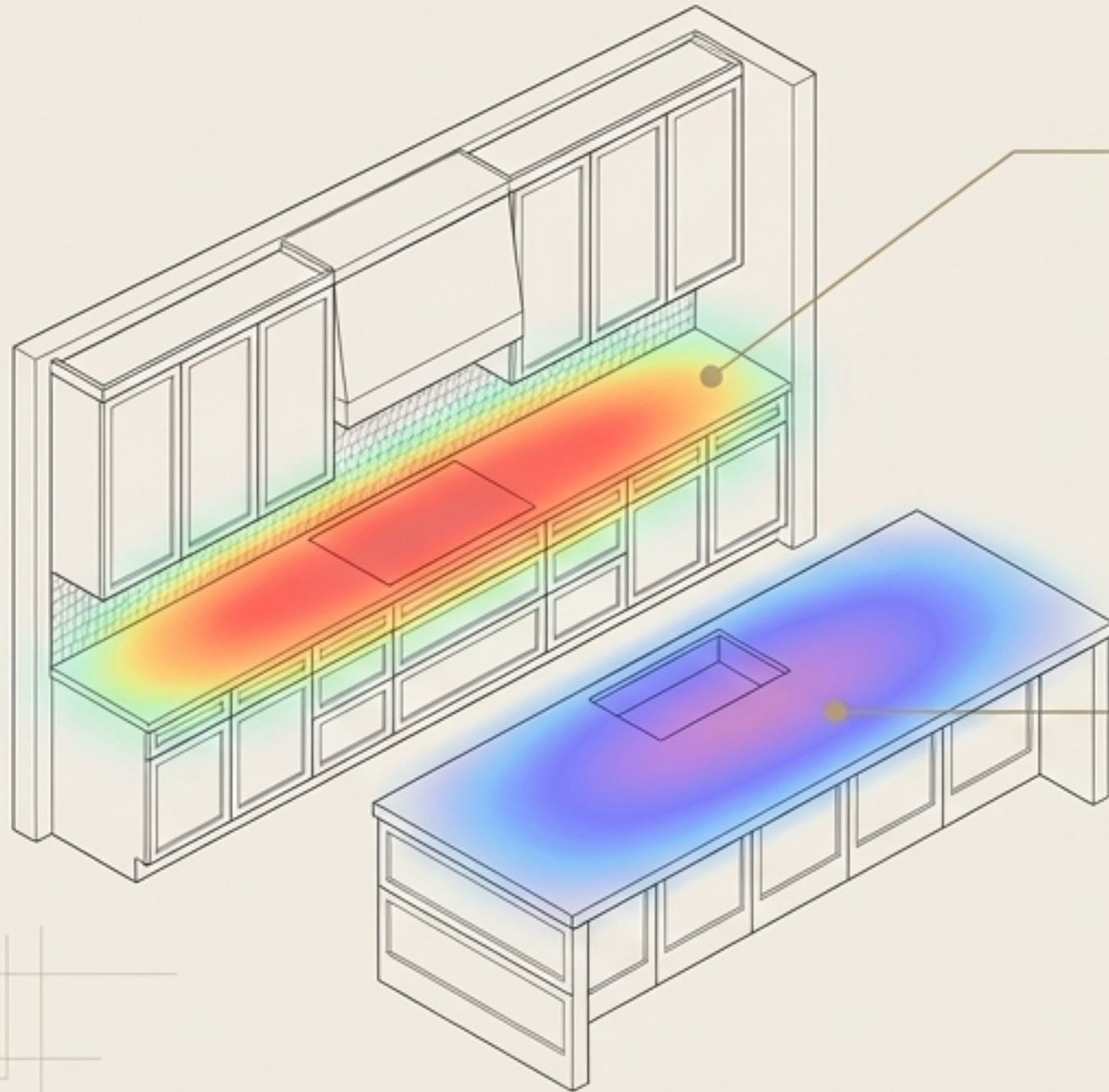


**Soft-Close Tandem Boxes**  
Glide effortlessly under heavy stress  
(up to 60kg weight capacity).

**Hydraulic Lift-Up Systems**  
Engineered mechanisms (like Blum's  
Aventos) ensuring wall cabinets hover  
and stay open at any precise position.

**Articulating Corner Solutions**  
LeMans units and Magic Corners that  
physically pull out to completely  
eliminate inefficient blind corners.

# The Zoned Lighting Lux Blueprint



## The Prep Area

Target 300-500 lux.  
Precision lighting hitting the countertop. Recessed under-cabinet high-CRI LED profiles. Color Temp: 4000K (Neutral white, shadow-free, no clinical feel).

## The Social Island

Target 150-200 lux. Softer, ambient wash for general illumination and relaxed social hubs.

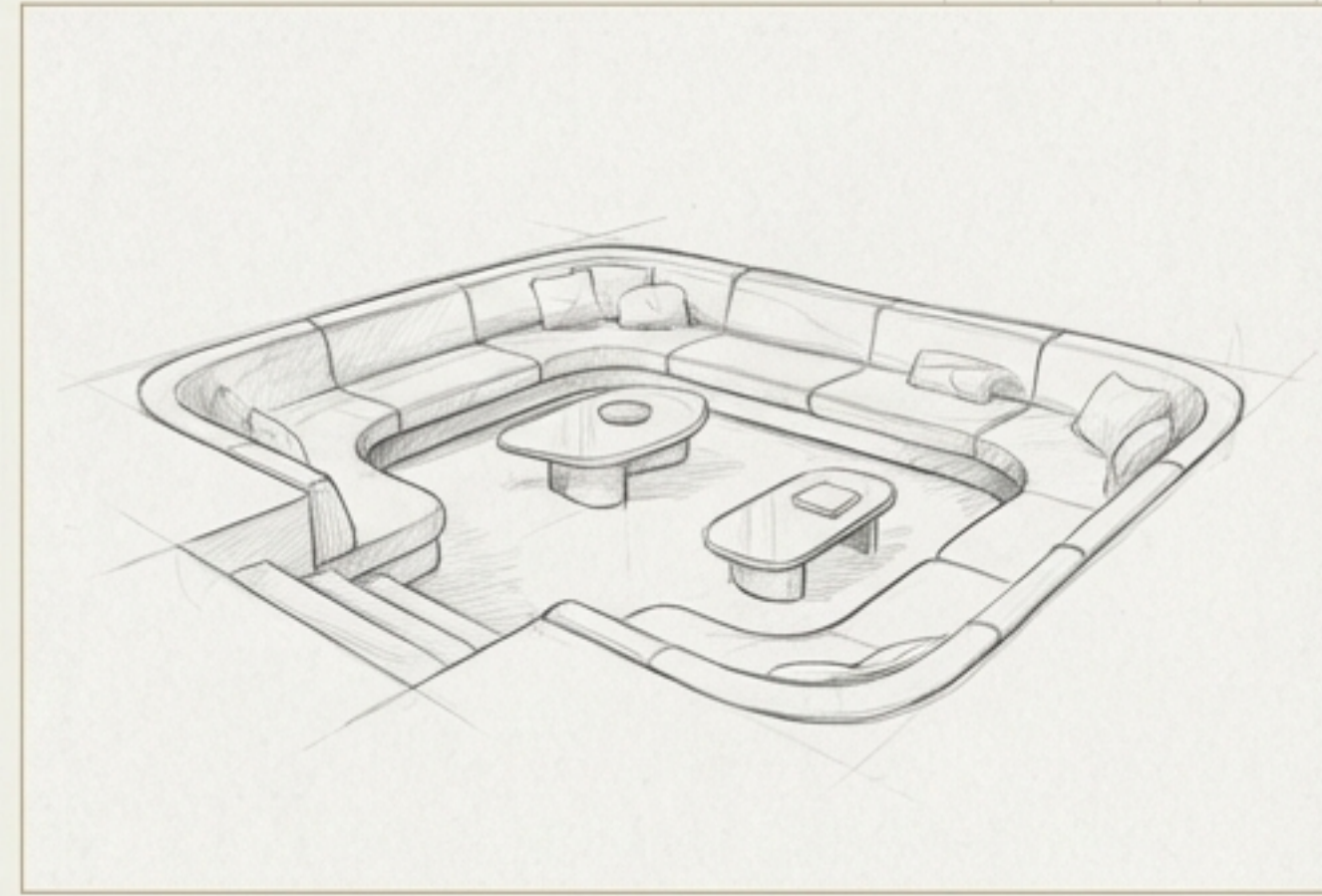
Shadows are the enemy of the chef. Using a lux-meter app during final installation is the hallmark of professional-grade design.

# The Biological Sanctuary



## The La Dolce Vita Aesthetic

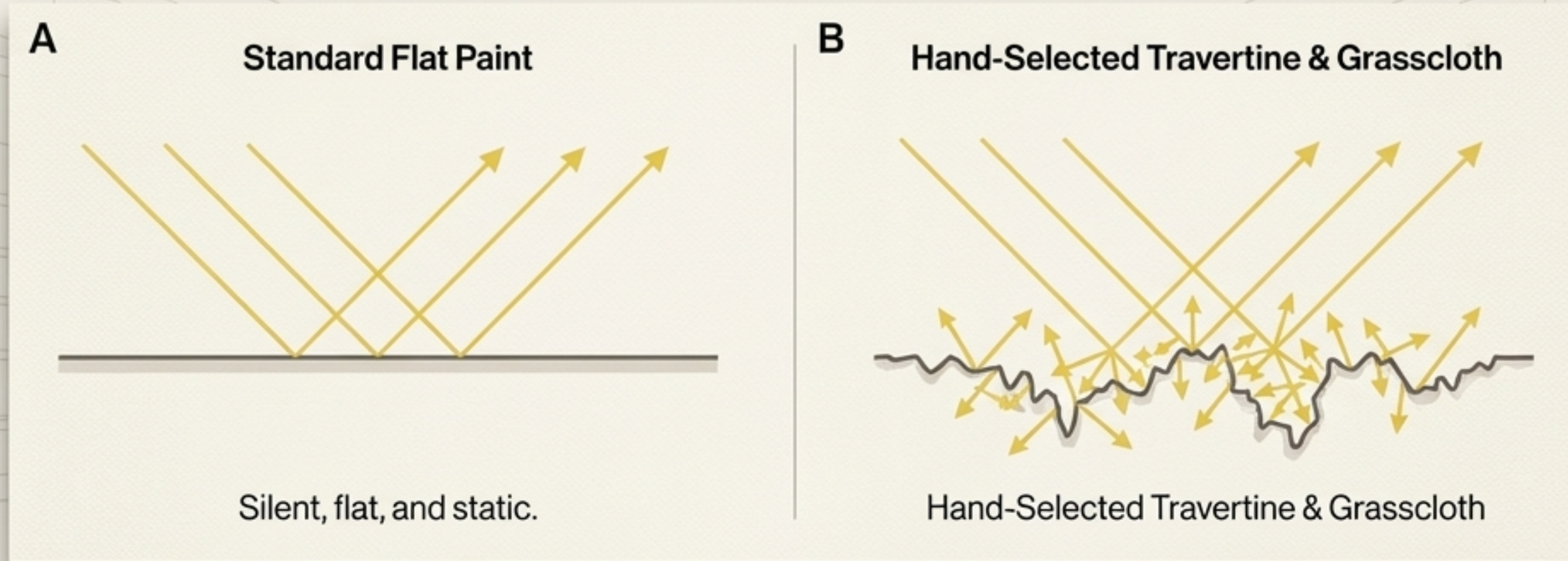
Steamed and shaped solid oak joinery. These sweeping curves mimic natural body contours, creating a sense of nesting that sharp, traditional carpentry cannot provide.



## Reducing Decision Fatigue

Furniture as an extension of the self. Customizing every dimension—from armrest height to exact lumen output—removes the friction of daily life and encourages digital-free interaction.

# The Physics of Micro-Shadows



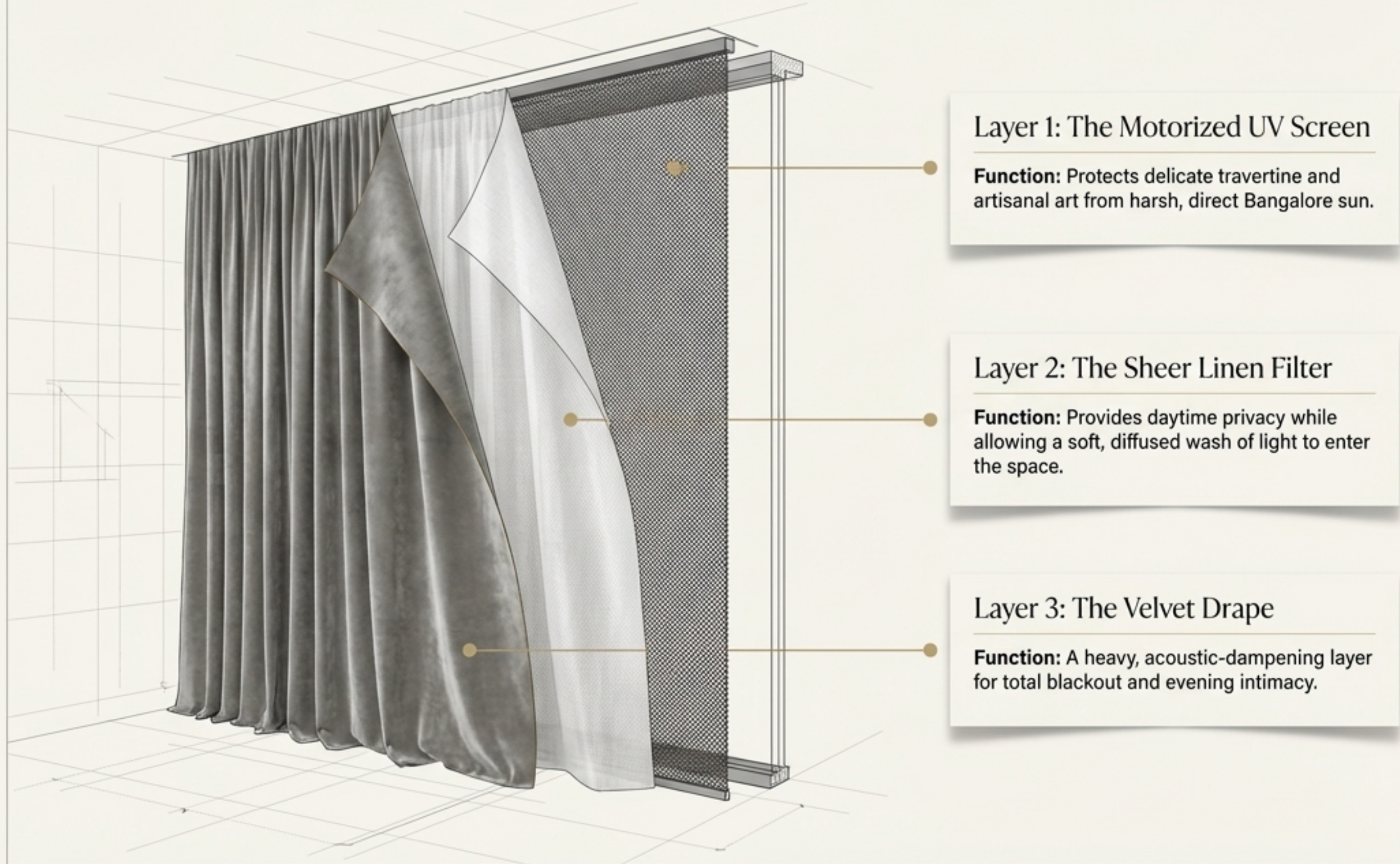
## Living Architecture

Handcrafted jute/seagrass wallcoverings and natural stone veining create millions of micro-shadows. As the Bangalore sun traverses from east to west, the depth of the walls physically changes.


## Acoustic Softening

Grasscloth provides a rhythmic pattern that absorbs urban noise, creating a library-like quiet.


# Acoustic & Solar Shield Cross-Section




# The Engineering of Atmosphere




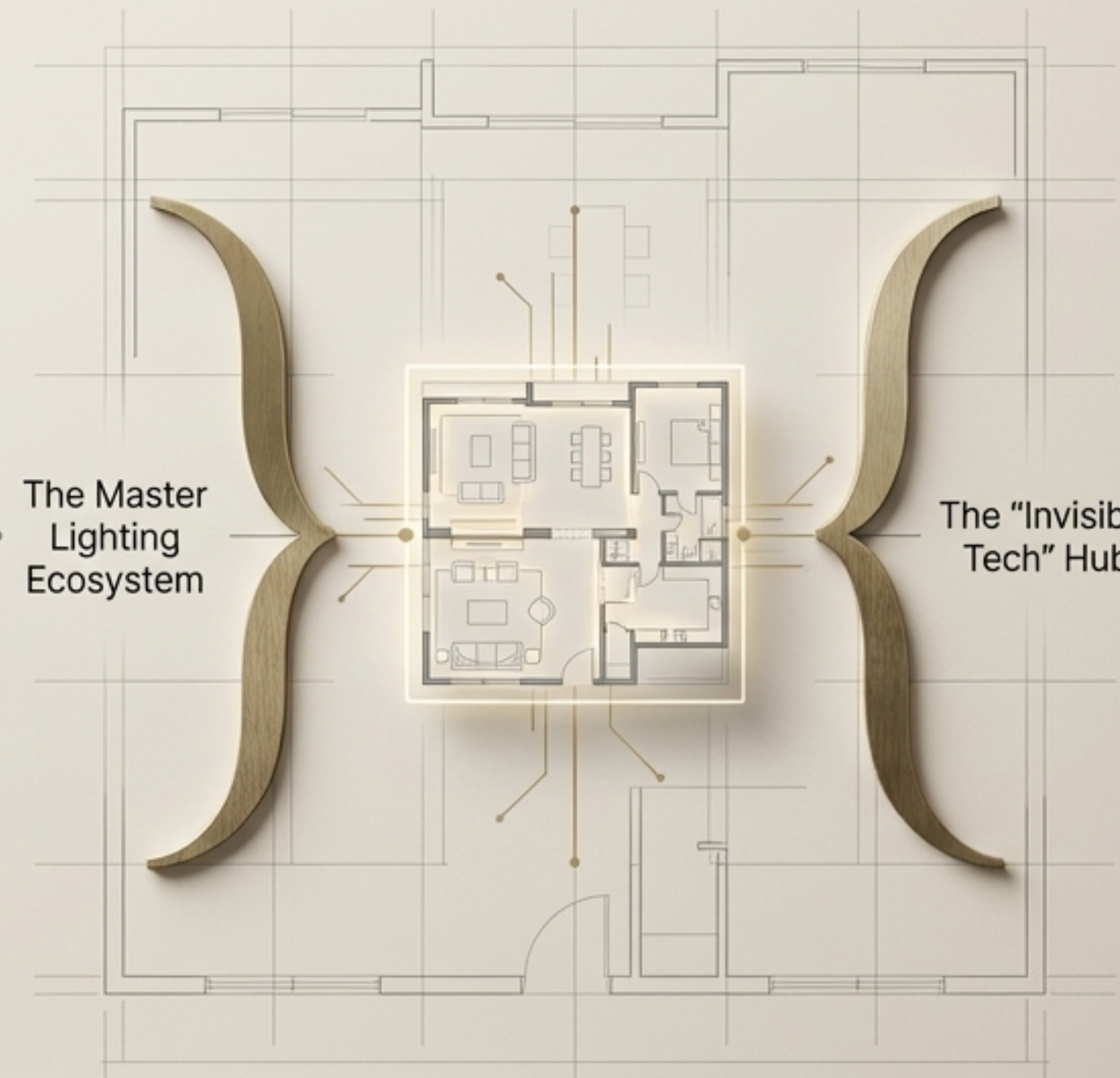
**Ambient: The Watercolor Foundation**  
(Cove/recessed LEDs preventing flat, dark corners).




**Task: The Precision Tool**  
(Focused beams for reading/prep).



**Accent: The Jewelry**  
(Sculptural pendants and toe-kick floating effects).




**Circadian Climate Control:**  
Modulating natural morning ventilation into active afternoon cooling for constant thermal bliss.



**Pattern-Recognition Security:**  
AI that learns the household's rhythm, alerting only on true anomalies. A silent guardian, not a visible gadget.

# The Bangalore Neighborhood Typology

## The Whitefield Villa (Grandeur & Scale)




**Focus:** Social architecture and massive scale.

**Design Strategies:** Open-plan island layouts, rough-hewn timber beams, high-gloss PU finishes.

**AI Challenge solved:** Lighting 20-foot ceilings so they feel intimate rather than cavernous. Utilizing curved joinery to guide the eye and break linear rigidity.

## The Koramangala Penthouse (Tactile Sophistication)

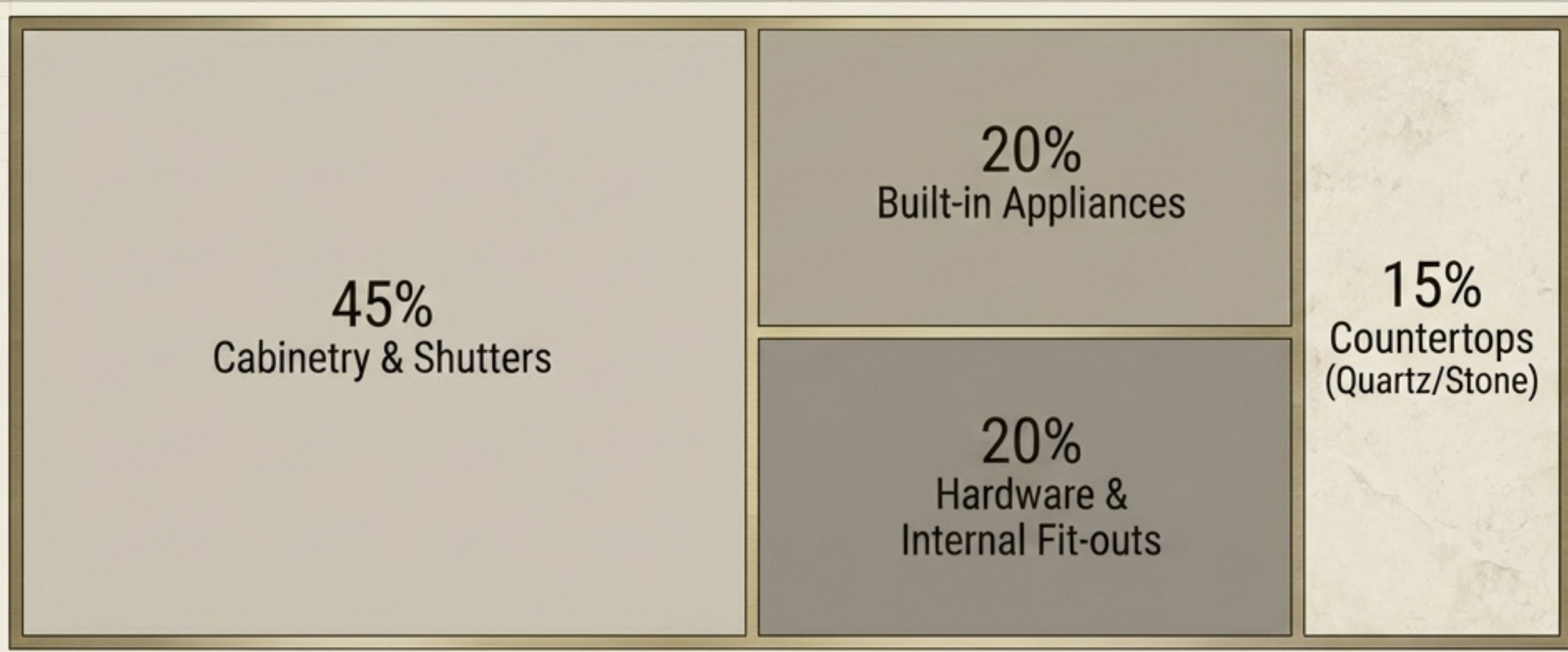


**Focus:** Vertical luxury and biophilic design.

**Design Strategies:** Large-leaf tropical plants in custom stone planters mirroring travertine floors. Matte glass shutters paired with imported textured wall panels.

**Lighting Logic:** Capturing and reflecting high-altitude light without glare.

# Capital Allocation Breakdown



## Maintenance for Longevity (15 to 25 Years)

**Hinges:** Occasional silicone spray.

**Stone:** Reseal quartz/granite every 3 years against turmeric/oils.

**Surfaces:** pH-neutral cleaners and microfiber only.

# The Technical Readiness Blueprint



## Water & Power

Dual sink inlets, dedicated RO points, and dedicated 16A points for all major appliances.



## Ergonomics

Base countertop height strictly matched to the primary user (typically 34-36 inches).



## Exhaust Logic

Straight-line ducting for maximum auto-clean chimney efficiency.



## Sustainable Sourcing

FSC-certified oak and responsibly quarried travertine.

*We do not design for the next five years; we design for the next fifty. A DwellMint interior is an investment in a lifestyle that becomes more beautiful as it ages.*